

Surface-mounted luminaire - Micro-prismatic diffuser - direct distribution

Steel sheet enclosure, powder-coated rectangular cross-section, integrated Quicklock quick-mount bracket system with catch hook and safety rope for simple and quick mounting; Housing colour silver grey/white aluminium RAL 9006; Homogeneous direct light distribution for VDU-compatibility in accordance with DIN-EN 12464-1; glare reduction through microprism diffuser with special "multilayer" technology and optimised light deflecting foil; Easy installation of the connection, directly on the top of the luminaire with a terminal cover cap; the ETM levels can easily be adjusted from the upper side of the luminaire. Electrical connection via 3-pole connection terminal with plug-in contacts.. If required, an AVA-MH universal mounting aid is available as an accessory. Surface-mounted luminaire for ceiling installation; connection to an SRT quick fit mounting system via an SRGVU mounting device carrier.

CHARACTERISTICS

Order number	65711024175
EAN number	4020863453191
Commodity code	94051190
Certification mark	IP 20, Protection class I, VDU 65° < 3000, ENEC10 VDE, F, Indoor, CE
Impact resistance (IK rating)	IK03
Ambient temperatur	ta 25°C
Warranty period	5 years
State funding programs	BEG - Federal funding for efficient buildings (valid only for Germany)

ELECTRICAL ENGINEERING

Controller	Electronic multi-lumen driver, 4-steps (1 pcs.)
System output	34W-19W
Mains voltage	230V/50Hz
Circuit breakers (inrush current)	22 pieces/B10, 34 pieces/B16, 33 pieces/C10, 54 pieces/C16
Energy efficiency class/light source	B

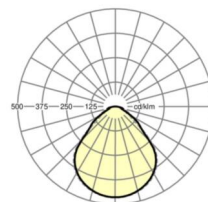
LIGHTING TECHNOLOGY

Placement	LED, Colour rendering/Light colour CRI ≥ 80 / 4000K
Colour tolerance (MacAdam)	3SDCM
Photobiological safety (Luminaire)	RG0
Nominal luminous flux/switching steps (EDM)	4500lm/34W, 3900lm/29W, 3300lm/24W, 2700lm/19W (Standard setting 4500lm)
LED service life	100000h L80/B10 (Tq 25°C), 50000h L90/B50 (Tq 25°C)
Luminaire luminous efficiency	145lm/W-134lm/W
UGR lat./long.	18.8 / 19.1 (34W)

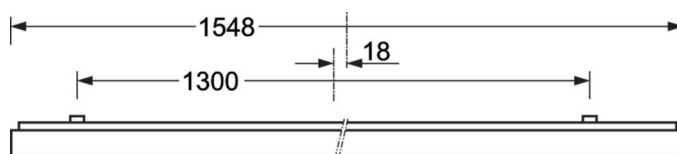
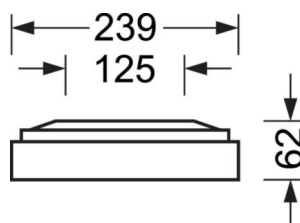
MECHANICS

Housing colour	silver grey/white aluminium RAL 9006
Dimensions (LxWxH/DxH)	1548mm x 239mm x 62mm
Weight (net)	7kg
Cable entry KE (X/Y)	0mm/0mm
Type of installation	Ceiling-mounted single installation, Ceiling-mounted trunking installation, Mounting rail installation

DEEP-LINK

<https://www.regiolux.de/en/article/65711024175>


Reference	LED 4500lm/34W 840
ηLB	100 %
Φ ↓/↑	100 % / 0 %
UGR lat./long.	18.8 / 19.1
VDU	65° < 3000cd/m²



Dimensions

L	1548 mm	Length
B	239 mm	Width
H	62 mm	Height
A1	1300 mm	Mounting distance single mounting
A3	248 mm	Mounting distance between luminaires in a light run arrangement
A4	125 mm	Mounting distance (width)
X	0 mm	Distance cable infeed to the center of the luminaire on the X-axis
Y	0 mm	Distance cable infeed to the center of the luminaire on the Y-axis

